

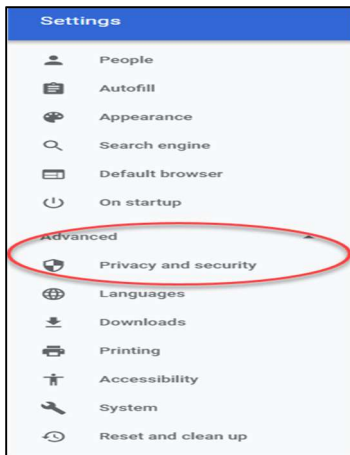
## How to clear your cache in Google:

For Google User:

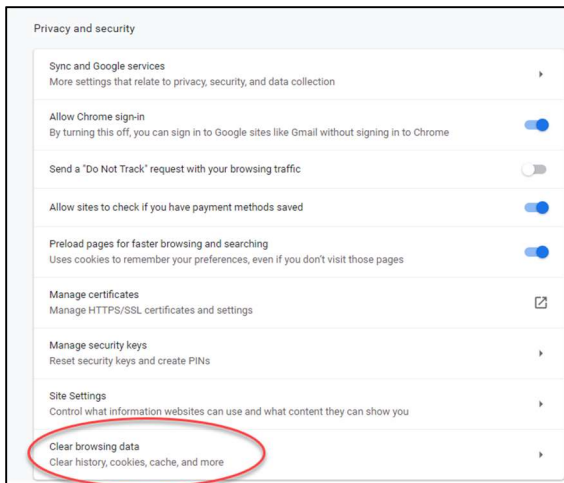
1. Navigate on the computer to the settings folder. It will have an icon like this:



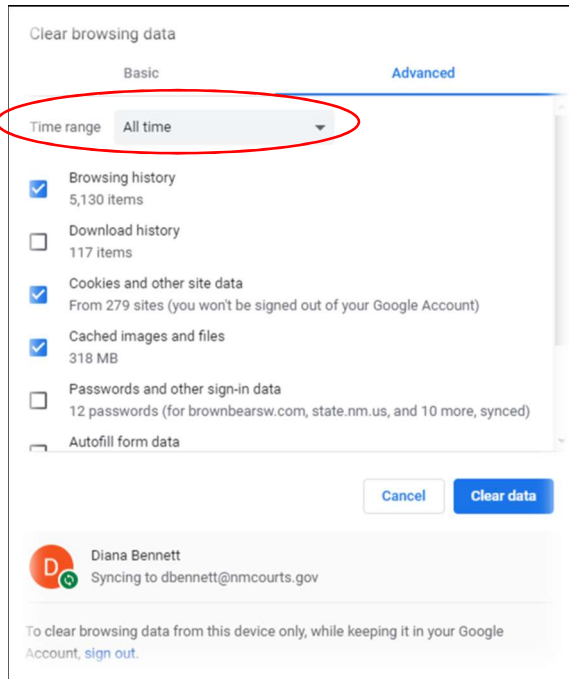
2. Click the Three dots and scroll down to Settings.
3. Go to advanced drop down menu on the left of the screen and select privacy and security:



4. Under the privacy and security menu click clear browsing data:



5. Click on Advanced Section , Select **ONLY** the following:  
**Browsing History, Cookies and Other site data & Cached images and files.**  
Make sure the Time range is set to ALL TIME:




6. Then select Clear data.

\*\*\*\*\*  
\*\*\*\*\*

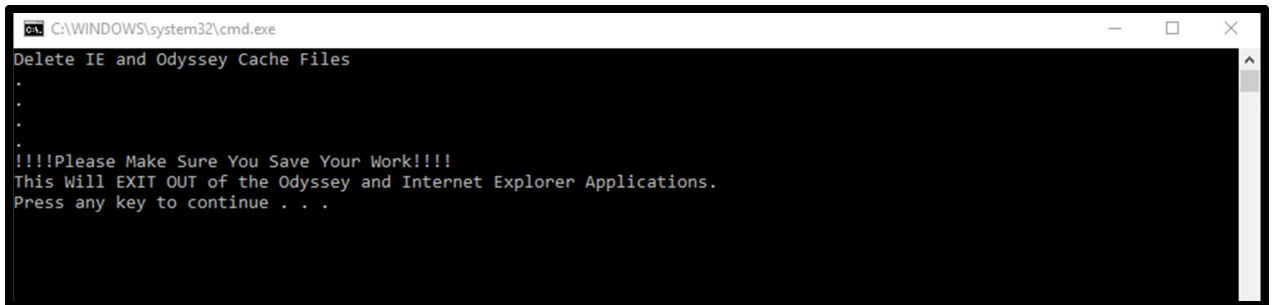
### Clearing your Odyssey Cache:

1. Click on the Spoke & Wheel icon (screenshot below) on your desktop to clear your internet and Odyssey cache. This may the resolve your issues you are experiencing with Odyssey, File & Server or SOPA.

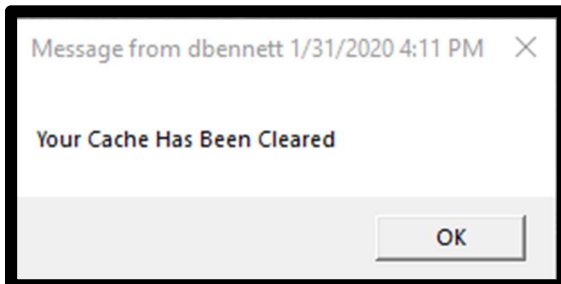


2. This prompts you to this screen below:

**PLEASE MAKE SURE TO SAVE YOUR WORK BEFORE PROCEEDING ANY FURTHER!**



3. Click any key and it will prompt you with:



4. Done